

KS2 Assessment data

Progress in reading, writing and maths

Reading

Number of pupils = 30

Pupils with adjusted scores = 0

Above average 2.27

Writing

Number of pupils = 31

Pupils with adjusted scores = 0

Average 0.14

Maths

Number of pupils = 30

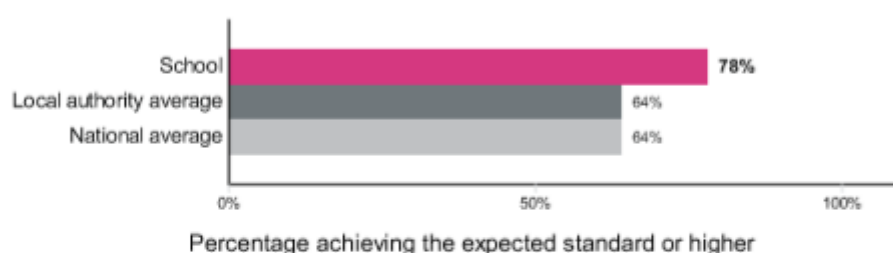
Pupils with adjusted scores = 0

Average 1.08

Reading, writing and maths combined

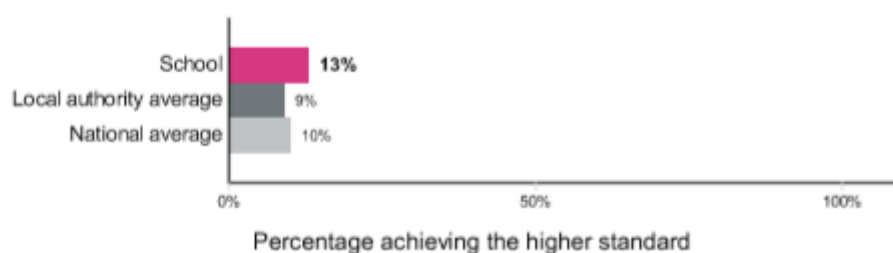
Percentage of pupils achieving the expected standard or higher

Number of pupils = 32



Percentage of pupils achieving the higher standard

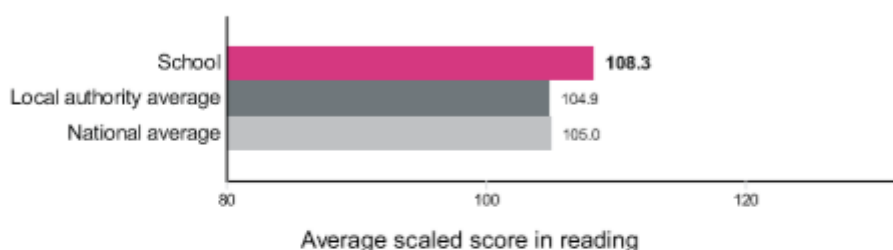
Number of pupils = 32



Average scaled score in:

Reading

Number of pupils = 32



Maths

Number of pupils = 32

