

KS2 results 2018-2019

IMPORTANT – These performance measures are not current. Due to the current pandemic we are not required to publish assessment results for 2019-2020 as they have not been published by the Secretary of State.

Please find below our most recent Key Stage 2 Sats Results – these are the performance measures for 2018 to 2019 – these are usually published in February each year following completion of the testing during the Summer term.

Progress in reading, writing and maths

Reading

Number of pupils = 31

Pupils with adjusted scores = 0

Average 0.61

Confidence interval
-1.6 to 2.8

Writing

Number of pupils = 31

Pupils with adjusted scores = 0

Average 0.52

Confidence interval
-1.5 to 2.5

Maths

Number of pupils = 31

Pupils with adjusted scores = 0

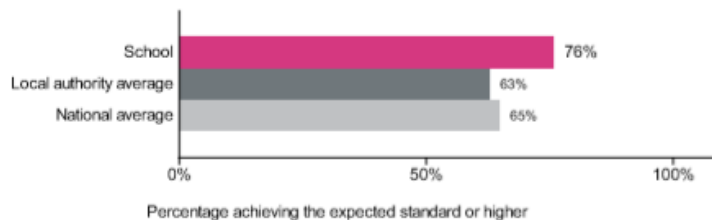
Average 1.05

Confidence interval
-0.8 to 2.9

Reading, writing and maths combined

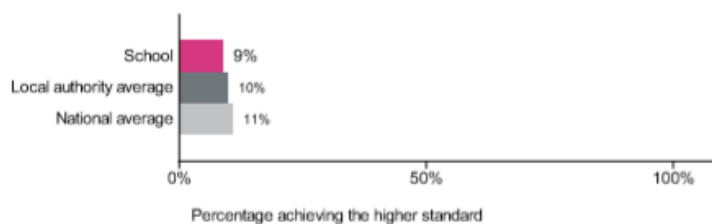
Percentage of pupils achieving the expected standard or higher

Number of pupils = 33



Percentage of pupils achieving the higher standard

Number of pupils = 33

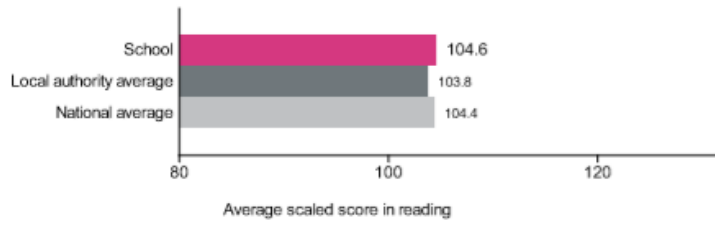


KS2 results 2018-2019

Average scaled score in:

Reading

Number of pupils = 33



Maths

Number of pupils = 33

